

**UNITED STATES  
SECURITIES AND EXCHANGE COMMISSION  
Washington, DC 20549**

**FORM 8-K**

**CURRENT REPORT  
Pursuant to Section 13 or 15(d)  
of The Securities Exchange Act of 1934**

**Date of Report (Date of earliest event reported)  
January 10, 2022**

**SAVARA INC.**

(Exact name of registrant as specified in its charter)

**Delaware**  
(State or other jurisdiction  
of incorporation)

**001-32157**  
(Commission  
File Number)

**84-1318182**  
(IRS Employer  
Identification No.)

**6836 Bee Cave Road, Building III, Suite 201  
Austin, TX 78746**  
(Address of principal executive offices, including zip code)

**(512) 614-1848**  
(Registrant's telephone number, including area code)

**N/A**  
(Former name or former address, if changed since last report)

Check the appropriate box below if the Form 8-K filing is intended to simultaneously satisfy the filing obligation of the registrant under any of the following provisions (see General Instruction A.2. below):

- Written communications pursuant to Rule 425 under the Securities Act (17 CFR 230.425)
- Soliciting material pursuant to Rule 14a-12 under the Exchange Act (17 CFR 240.14a-12)
- Pre-commencement communications pursuant to Rule 14d-2(b) under the Exchange Act (17 CFR 240.14d-2(b))
- Pre-commencement communications pursuant to Rule 13e-4(c) under the Exchange Act (17 CFR 240.13e-4(c))

Securities registered pursuant to Section 12(b) of the Act:

Title of each class	Trading Symbol(s)	Name of each exchange on which registered
Common Stock, par value \$0.001 per share	SVRA	The Nasdaq Global Select Market

Indicate by check mark whether the registrant is an emerging growth company as defined in as defined in Rule 405 of the Securities Act of 1933 (§ 230.405 of this chapter) or Rule 12b-2 of the Securities Exchange Act of 1934 (§ 240.12b-2 of this chapter).

Emerging growth company

If an emerging growth company, indicate by check mark if the registrant has elected not to use the extended transition period for complying with any new or revised financial accounting standards provided pursuant to Section 13(a) of the Exchange Act.

**Item 7.01. Regulation FD Disclosure.**

Savara has updated its corporate presentation, which is available on the Investor Relations page of Savara's website at <https://savarapharma.com/investors/press-releases>. A copy of the presentation is furnished as Exhibit 99.1 to this Current Report on Form 8-K. Savara undertakes no duty or obligation to update or revise the information contained in this presentation, although it may do so from time to time. Any such updates may be made through the Investor Relations page of the Savara website, the filing of other reports or documents with the U.S. Securities and Exchange Commission (the "SEC"), press releases, or other public disclosure.

Savara may announce material information about its finances, product candidates, clinical trials and other matters to its investors using the Investor Relations page of the Savara website (referenced above), SEC filings, press releases, public conference calls and webcasts. Savara uses these channels, as well as social media, to communicate with stockholders and the public about the company and other issues. It is possible that the information posted on the website and social media could be deemed to be material information. Therefore, Savara encourages investors, the media, and others interested in the company to review the information posted on the Investor Relations page of its website and any social media channels listed on its website from time to time.

The information in Item 7.01 in this Current Report on Form 8-K shall not be deemed "filed" for purposes of Section 18 of the Exchange Act, or otherwise subject to the liabilities of that Section, nor shall it be incorporated by reference in any filing under the Securities Act of 1933, as amended, or the Exchange Act, except as shall be expressly set forth by specific reference in such filing.

**Item 9.01. Financial Statements and Exhibits.**

**(d) Exhibits.**

Exhibit No.	Description
99.1	<a href="#">Savara Corporate Presentation</a>
104	Cover Page Interactive Data File (embedded within the Inline XBRL document).

SIGNATURES

Pursuant to the requirements of the Securities Exchange Act of 1934, the registrant has duly caused this report to be signed on its behalf by the undersigned hereunto duly authorized.

Date: January 10, 2022

SAVARA INC.  
a Delaware corporation

By: /s/ Dave Lowrance

Dave Lowrance  
Chief Financial Officer

# Corporate Overview

## Developing New Therapies *for* Rare Respiratory Diseases

January 2022



# Safe Harbor Statement

---

Savara Inc. ("Savara" or the "Company") cautions you that statements in this presentation that are not a description of historical fact are forward-looking statements which may be identified by the use of words such as "expect," "intend," "plan," "anticipate," "believe," and "will," among others. Such statements include, but are not limited to, statements regarding the nature, strategy and focus of Savara; the Savara investment thesis; the timing, design and other matters related to clinical trials of our product candidate; the safety, efficacy and projected development timeline of our product candidate; the potential health benefits of our product candidate; our anticipated corporate milestones; the potential market size, commercial opportunity, and competitive landscape for our product; and the sufficiency of our resources to fund the advancement of our development program and potential sources of additional capital. Savara may not actually achieve any of its plans or product development goals in a timely manner, if at all, or otherwise carry out its current intentions or meet the expectations or projections disclosed in its forward-looking statements, and you should not place undue reliance on these forward-looking statements. Because such statements are subject to risks and uncertainties, actual results may differ materially from those expressed or implied by such forward-looking statements. These forward-looking statements are based upon Savara's current expectations and involve assumptions that may never materialize or may prove to be incorrect. Actual results and the timing of events could differ materially from those anticipated in such forward-looking statements as a result of various risks and uncertainties, which include, without limitation, the risks and uncertainties related to the impact of the COVID-19 pandemic on our business and operations; risks and uncertainties associated with the ability to project future cash utilization and reserves needed for contingent future liabilities and business operations; the availability of sufficient resources for our operations and to conduct or continue planned clinical development programs; the timing and ability of Savara to raise additional capital as needed to fund continued operations; the ability to successfully conduct clinical trials for our product candidate; the ability to successfully develop our product candidate; and the risks associated with the process of developing, obtaining regulatory approval for and commercializing drug candidates that are safe and effective for use as human therapeutics. The risks and uncertainties facing Savara are described more fully in Savara's filings with the Securities and Exchange Commission including our filings on Form 8-K, our Annual Report on Form 10-K for the fiscal year ended December 31, 2020, and our Quarterly Report on Form 10-Q for the quarter ended September 30, 2021.

You are cautioned not to place undue reliance on our forward-looking statements, which speak only as of the date on which they were made. Savara undertakes no obligation to update such statements to reflect events that occur or circumstances that exist after the date on which they were made, except as may be required by law. Third-party information included herein has been obtained from sources believed to be reliable, but the accuracy or completeness of such information is not guaranteed by, and should not be construed as a representation by, the Company.

The trademarks included herein are the property of the owners thereof and are used for reference purposes only. Such use should not be construed as an endorsement of such products.

# Pursuing Transformative Therapies for Rare Respiratory Diseases

**Focused** on single Phase 3 program: molgramostim nebulizer solution (molgramostim) in autoimmune pulmonary alveolar proteinosis (aPAP)

- Recombinant form of human granulocyte-macrophage colony-stimulating factor (GM-CSF)
- Favorable efficacy and safety data generated from Phase 2 proof of concept (POC) IMPALA trial
- Pivotal Phase 3 trial underway – builds on key learnings from IMPALA

**Seasoned** management team

- Deep experience in the development and commercialization of rare respiratory therapeutics and pulmonary medicines

**Capitalized** through major clinical and regulatory milestones

- \$171M in cash expected to fund company ~18-months beyond pivotal Phase 3 data read-out, beyond BLA filing, and through potential approval

**Quality** investor base

# Executive Leadership Team

---

**Matthew Pauls**

*Chair & Chief Executive Officer*

**Badrul Chowdhury, M.D., Ph.D.**

*Chief Medical Officer*

**Dave Lowrance**

*Chief Financial Officer*

**Peter Clarke**

*EVP, Global Technical Operations*



# Investment Thesis



**The molgramostim in aPAP clinical program has a high probability of success**



**As an inhaled biologic, molgramostim has the potential for a long-term, durable revenue stream**



**Significant global commercial opportunity**

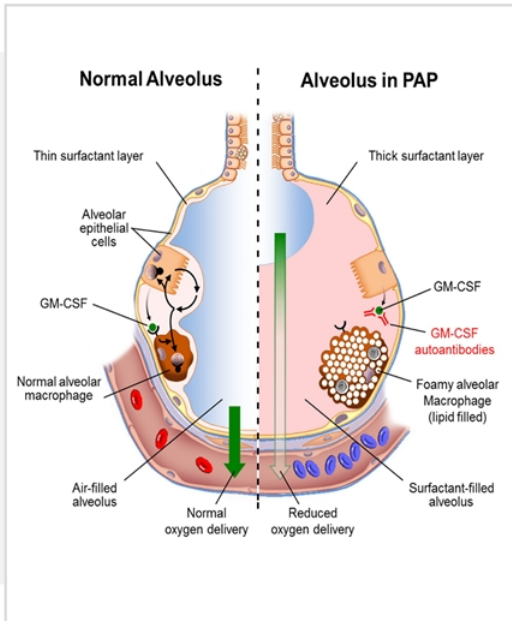


# Molgramostim

Molgramostim for Autoimmune Pulmonary  
Alveolar Proteinosis (aPAP)

 SAVARA

# aPAP: A Disease of Alveolar Macrophage Dysfunction



## Alveolar macrophages

Need GM-CSF for maturation, expansion, and function (e.g., surfactant clearance)

## GM-CSF

Critical to alveolar homeostasis, structure, function, and host defense

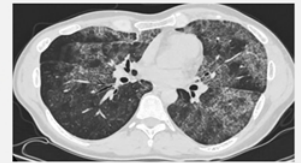
## aPAP

Caused by GM-CSF autoantibodies which block GM-CSF signaling and reduce surfactant clearance

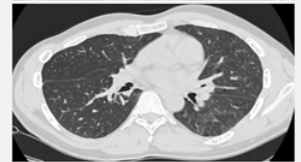
Surfactant accumulation causes altered gas exchange in the lung, reduced blood oxygenation and, ultimately, hypoxemic respiratory failure

## aPAP PATIENT

Baseline  
(Week 0)



After  
Treatment  
(Week 24)



From IMPALA trial

# aPAP is a Long-Term, Chronic Disease

## Shortness of Breath



- Gas exchange in the lungs is impaired and patients may experience shortness of breath
- At first it occurs upon exertion, but as disease progresses, it can occur even when a person is at rest

## Cough and Episodes of Fever



- Cough, sputum production, and episodes of fever, especially if secondary lung infection develops

## Fatigue, Decreased Exercise Tolerance



- Fatigue and significantly reduced exercise capacity can dramatically impact the simplest of daily activities, e.g., getting winded walking up a flight of stairs

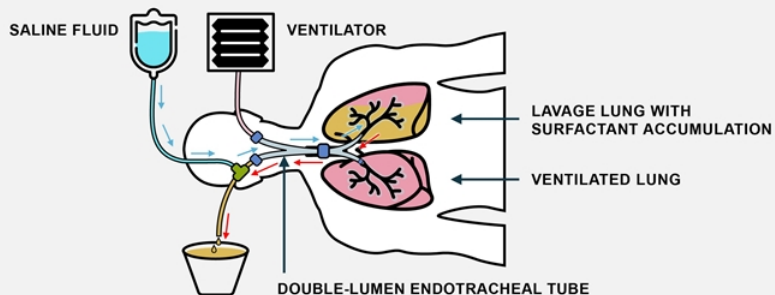
## Fibrosis and Lung Transplant



- In the long-term, the disease can lead to serious complications, including fibrosis, often leading to the need for lung transplantation

**There are no approved drugs for the treatment of aPAP.  
Only option is whole lung lavage, an invasive procedure.**

- Whole lung lavage is an invasive procedure to physically remove excess surfactant from the lungs and requires hospitalization
- Performed under general anesthesia by highly experienced physicians at certain sites



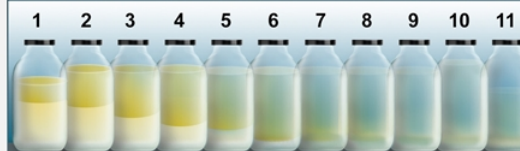
Requires insertion of double-lumen endobronchial tube for lung separation

Treated lung is repeatedly filled with up to 15-50L of saline and then drained by gravity

Patient is percussed to emulsify the surfactant sediment

Saline is drained by gravity and continued until lavage fluid becomes clear

## Whole Lung Lavage is Not a Standardized Procedure



Sources: 1: Campo, Assessment and Management of PAP in a Reference Center, Orphanet Jour. of Rare Dis., 2013; 2: Campo, Nat. History of PAP Data from Italian Nat. Reference Center, ERJ, 2019.; Seymour, J. J. Pulmonary alveolar proteinosis: Progress in the First 44 Years, Am. J. Respir Crit. Care Med, 2002.

# Complications and Short-Comings of Whole Lung Lavage



## Potential Complications

- Rib fracture
- Hypoxia
- Pneumothorax (collapsed lung)
- Hydrothorax (fluid in pleural cavity)
- Superimposed infection
- Acute Respiratory Distress Syndrome (ARDS)



## Short Comings

- Treatment fails to address pathophysiology of disease
- Patients continue to experience symptomatic deterioration between procedures
- Rollercoaster ride of improvement and decline
- Procedure is not standardized and remains highly operator-dependent

# Journey to Diagnosis Can Be Long and Misdiagnosis is Common

---

**Due to aPAP's rarity and associated non-specific symptoms, patients are often misdiagnosed with more common pulmonary illnesses (e.g., recurrent pneumonia, chronic bronchitis, COPD, asthma)**



## **Diagnostic tests typically conducted to rule-out other more common pulmonary diseases:**

- Imaging
- Pulmonary function tests
- Secondary PAP testing
- Transbronchial biopsy and cytological analysis of bronchoalveolar lavage fluid

## In Japan, a Simple Blood Antibody Test is Routinely Performed to Diagnose aPAP



- Research advances have led to the development of a highly effective, simple blood test that can diagnose aPAP
- 100% sensitivity and 100% specificity
- Distinguishes aPAP from other respiratory diseases
- Not yet commercially available in the US and EU
- Once available in the US and EU, it could improve accuracy and reduce time to diagnosis

# Molgramostim Key Highlights



## End of Q2 2021: First patient dosed in Phase 3 Confirmatory IMPALA-2 Trial

- Randomized, double-blind, 48-week, placebo-controlled trial
- Informed by key learnings from POC IMPALA trial

## June 2019: Phase 2 POC IMPALA trial results

- Randomized, double-blind, 24-week, placebo-controlled POC trial
- Primary endpoint of alveolar-arterial oxygen gradient (A-aDO<sub>2</sub>) not met
- Improvements in St. George's Respiratory Questionnaire (SGRQ) suggest molgramostim may improve health status in patients with aPAP



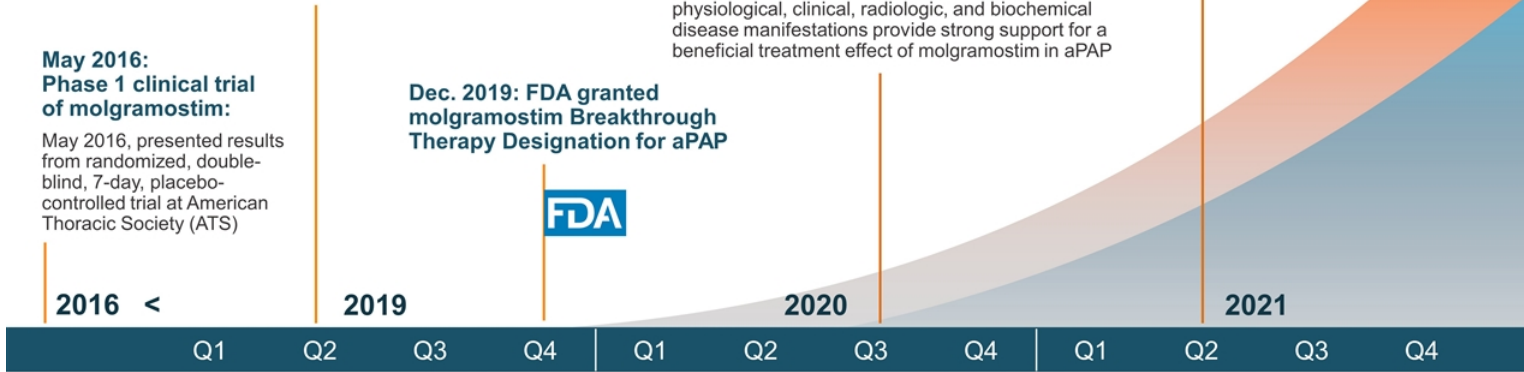
## Sept. 2020: IMPALA results published in *New England Journal of Medicine*

Data demonstrating synchronous improvement across multiple outcome measures that reflect physiological, clinical, radiologic, and biochemical disease manifestations provide strong support for a beneficial treatment effect of molgramostim in aPAP

## May 2016: Phase 1 clinical trial of molgramostim:

May 2016, presented results from randomized, double-blind, 7-day, placebo-controlled trial at American Thoracic Society (ATS)

## Dec. 2019: FDA granted molgramostim Breakthrough Therapy Designation for aPAP



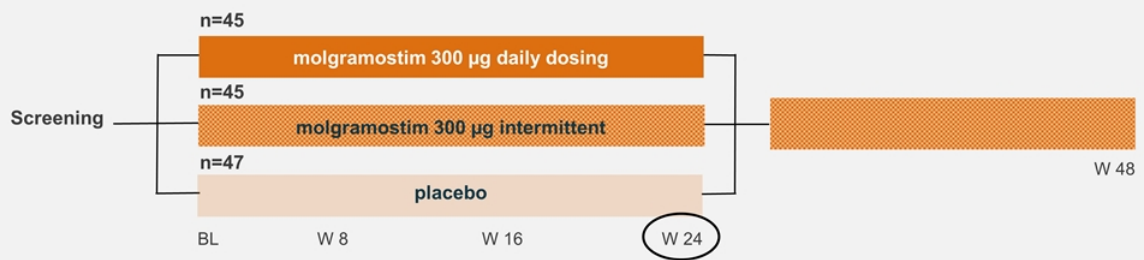


# IMPALA Phase 2 POC Trial Design

○ = Primary efficacy analyses

## Period 1: Double-blind

## Period 2: Open-label



### Primary Endpoint\*

- Change from baseline in A-aDO<sub>2</sub>

\*Primary analysis: Continuous dose vs. placebo

### Secondary Endpoints\*\*

- 6-minute walk distance
- SGRQ
- Time to whole lung lavage/requirement for whole lung lavage

\*\*Secondary endpoints: Analyzed in parallel and corrected for multiplicity

# IMPALA Trial Results Published in *New England Journal of Medicine* in September 2020



The NEW ENGLAND  
JOURNAL of MEDICINE

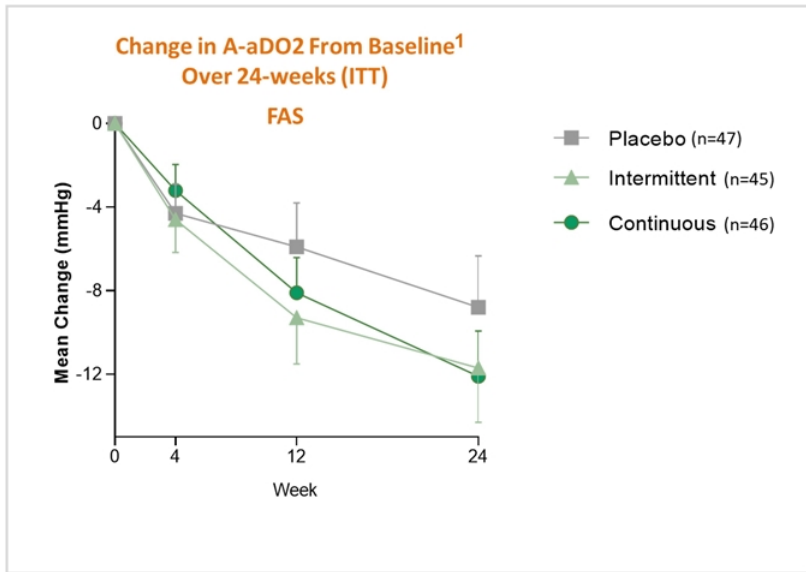


Published online on 9/2/2020.

© Savara Inc. All Rights Reserved.



# IMPALA Phase 2 POC Trial Did Not Meet Primary Endpoint



1: Trapnell, *Inhaled Molgramostim Therapy in aPAP*, NEJM, 2020.

## Continuous Once Daily Dosing Regimen (OD)

Full Analysis Set (FAS)\*  
Estimated treatment difference of  
-4.6 mmHg (p=0.17)

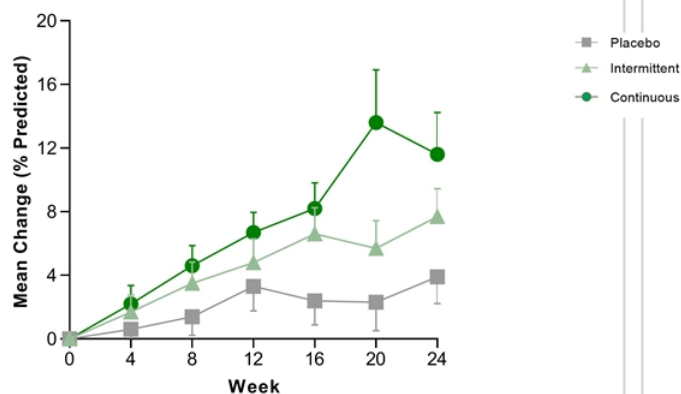
Revised FAS†  
Estimated treatment difference of  
-6.5 mmHg (p=0.025)

\*Protocol specified analysis (ITT).

†Revised analysis excludes 4 patients using supplemental oxygen during testing (placebo: n=2, intermittent: n=1, continuous: n=1).

# IMPALA: DLCO and SGRQ Showed Robust Improvement with Continuous Once Daily (OD) Dosing Regimen

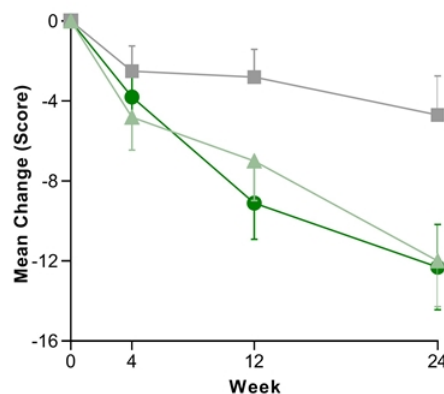
Change in Diffusion Capacity for Carbon Monoxide (DLCO) From Baseline Over 24-weeks<sup>1</sup> (FAS)



OD estimated treatment difference of 7.9% predicted (p=0.007)

IMPALA-2 Primary Endpoint

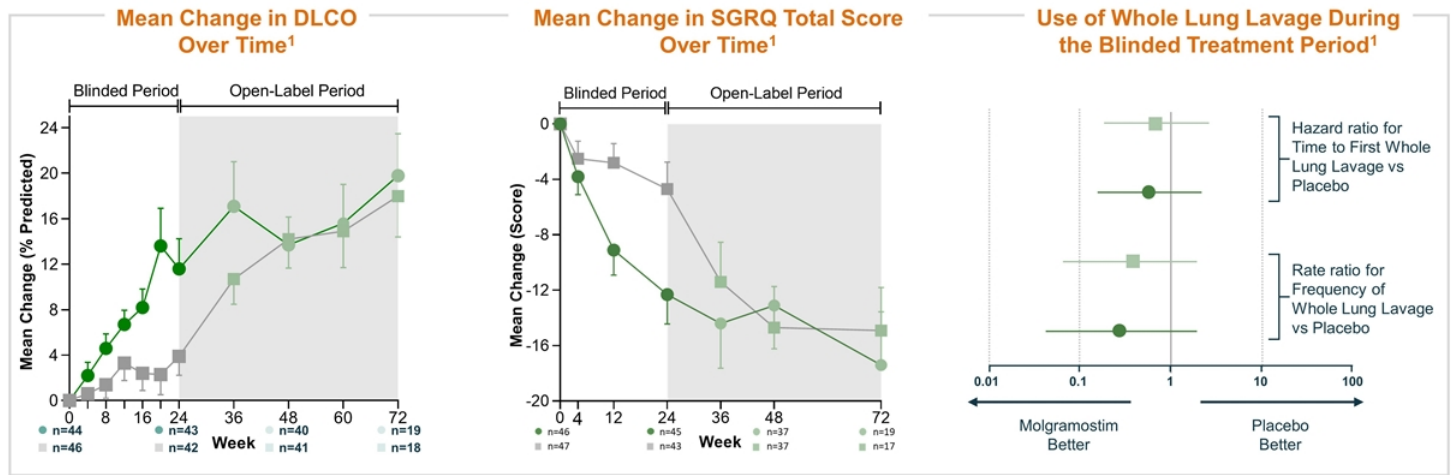
Change in St. George's Respiratory Questionnaire (SGRQ) From Baseline Over 24-weeks<sup>1</sup> (FAS)



OD estimated treatment difference of 7.6 points (p=0.01)

IMPALA-2 Secondary Endpoint

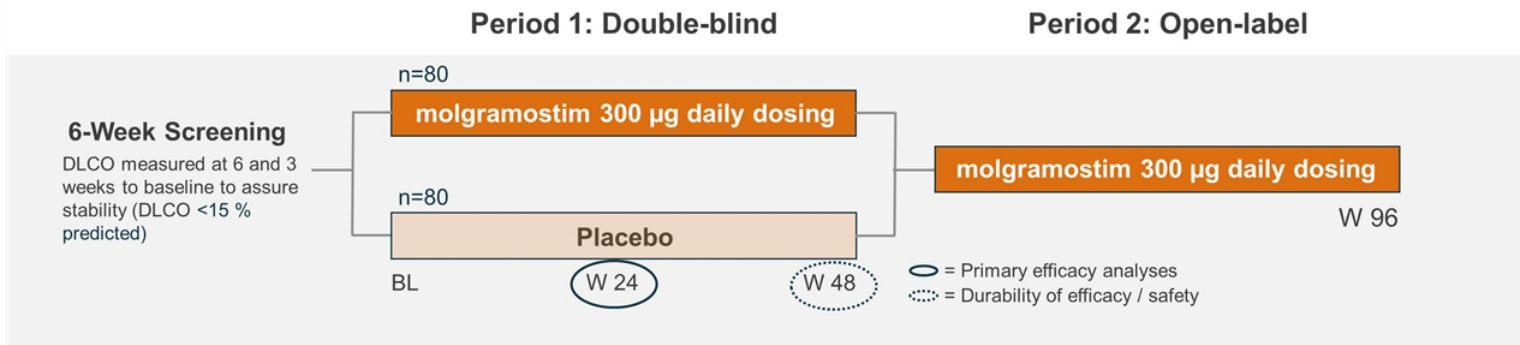
# IMPALA Open-Label Data Show Sustained Effect, or Continued Improvement, after Longer-Term Drug Exposure



● Continuous molgramostim    ■ Placebo    ● Intermittent molgramostim

Dosing schedules for blinded and open-label periods were different.  
All patients received intermittent molgramostim during open-label period.

# IMPALA-2 Phase 3 Confirmatory Trial Design Leverages Key Learnings from IMPALA



## Primary Endpoint

- Change from baseline in DLCO
  - 90% powered to detect 5.7% predicted difference with standard deviation of 11

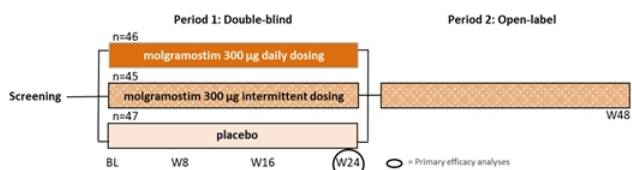
## Secondary Endpoints

- SGRQ Total Score
- SGRQ Activity Score
- Exercise capacity using treadmill test

IMPALA-2 is being conducted at ~50 sites across ~14 countries. Patients needing whole lung lavage will have procedure prior to screening.

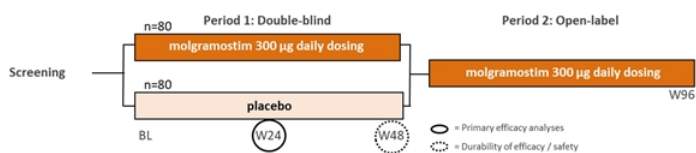
# Clinical Trial Design: IMPALA vs. IMPALA-2

## IMPALA



<b>PRIMARY ENDPOINT:</b> (surrogate endpoint)	Gas Exchange: A-aDO <sub>2</sub>
<b>SECONDARY ENDPOINTS:</b> (direct patient benefit)	SGRQ Total 6-minute walk distance Whole lung lavage
<b>DEVICE:</b>	Pari e-Flow Nebulizer System
<b>NUMBER OF TRIAL SITES:</b>	34
<b>GEOGRAPHIES:</b>	18 countries N. America, Europe, Japan, S. Korea
<b>ENROLLMENT DURATION:</b>	32 months, peak enrollment = 8 p/month
<b>SUPPLEMENTAL OXYGEN:</b>	Allowed as background and during efficacy measure (n=4)
<b>DISEASE SEVERITY:</b>	Stable moderate to severe disease

## IMPALA-2



<b>PRIMARY ENDPOINT:</b> (surrogate endpoint)	Gas Exchange: DLCO
<b>SECONDARY ENDPOINTS:</b> (direct patient benefit)	SGRQ Total SGRQ Activity Exercise capacity test using treadmill
<b>DEVICE:</b>	Pari e-Flow Nebulizer System
<b>NUMBER OF TRIAL SITES:</b>	~50
<b>GEOGRAPHIES:</b>	~14 countries N. America, Europe, Japan, S. Korea
<b>ENROLLMENT DURATION:</b>	~20 months
<b>SUPPLEMENTAL OXYGEN:</b>	Allowed as background, NOT during efficacy measure
<b>DISEASE SEVERITY:</b>	Stable moderate to severe disease

## IMPALA-2 Key Milestones

- Initiated trial in July 2021
- Project a 20-month enrollment period
- Expect top line data readout end of 2Q 2024
- Upon a successful trial, Company plans to submit regulatory applications in the US, EU, and Japan



**Company operations funded through 2025 (18-months beyond anticipated IMPALA-2 top line results)**



# Molgramostim Regulatory Landscape

## MOLGRAMOSTIM IN aPAP REGULATORY DESIGNATIONS

- Orphan Drug Designation, Europe (eligible for 10 years exclusivity)
- Orphan Drug Designation, US (eligible for 7 years exclusivity)
- Fast Track Designation
- Breakthrough Therapy Designation

## IMPALA-2

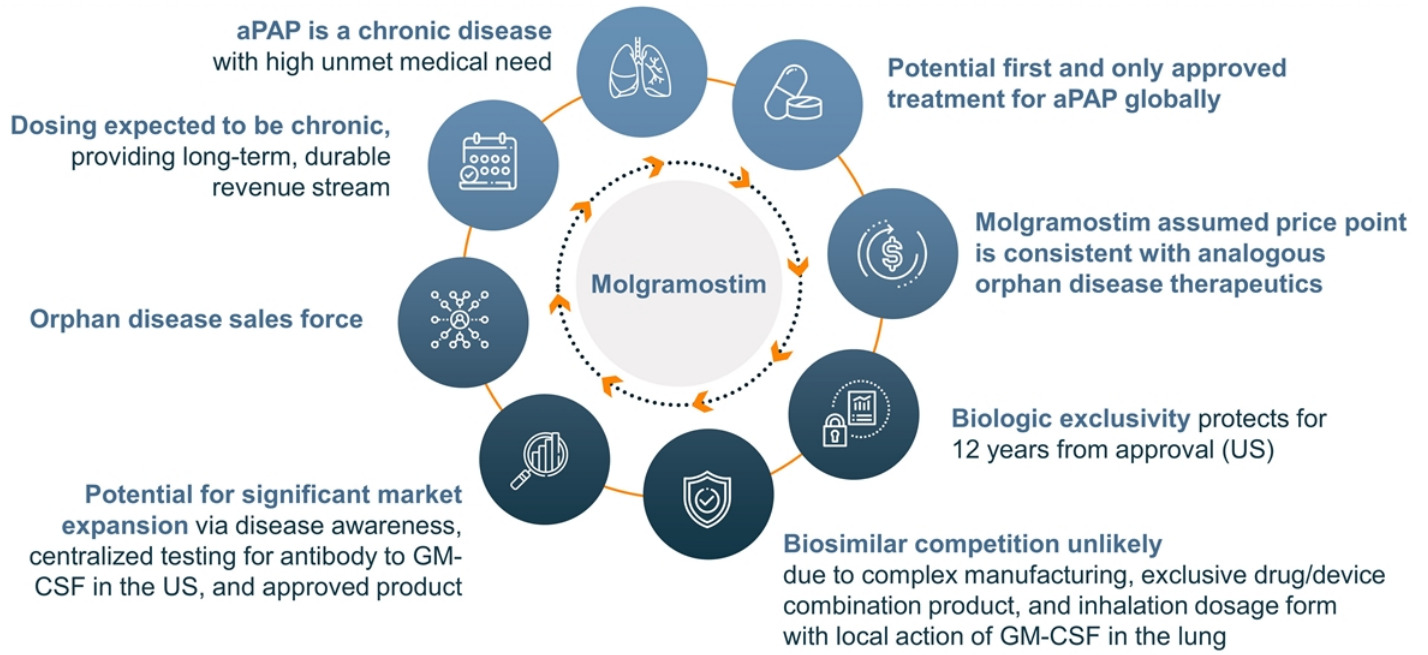
- Trial design endorsed by regulatory authorities in the US, Canada, Japan, South Korea, and the countries in Europe where the trial is being conducted

## BIOLOGIC EXCLUSIVITY

- Upon Biologics License Application (BLA) approval FDA would grant 12 years marketing exclusivity

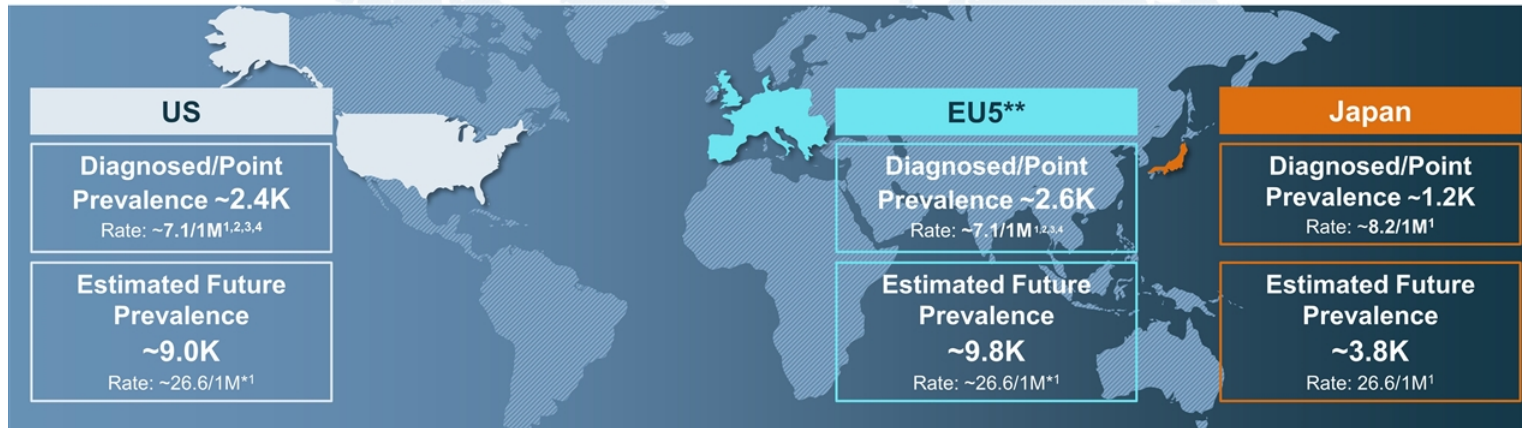
# Commercial Outlook

# Significant Global Commercial Opportunity



# Current Market Opportunity is Robust and has Significant Potential for Growth

Current projected patient population is **~6K**. With increased anti-GM-CSF antibody testing, the potential addressable population could be **greater than 20K**



Diagnosed prevalence expected to grow given anticipated increased awareness and market shaping efforts with a new approved agent

Sources: 1. Kitamura et al (2019); 2. McCarthy et al, (2018); 3. Medicare FFS and IBM MarketScan (2019) - Trinity EvidenceFirst Analysis; 4. Campo et al, (2013); \*High diagnosed prevalence rate in the Niigata region (Kitamura et al., 2019 - 26.6/1M) of Japan can be used as a proxy for true prevalence given high rates of GM-CSF antibody testing

\*\*EU5: France, Germany, Italy, Spain, UK

## Analog: Pulmozyme® (dornase alpha)

### Pulmozyme®

- Prototype inhaled biologic
- Approved by the FDA in 1993
- No biosimilar available

Pulmozyme is a registered trademark of Genentech

# Financials

▪ **Well capitalized**

- **\$171M** in cash (as of 9/30/21)
- Cash **runway extends 18-months** beyond anticipated IMPALA-2 top line results

▪ **Strong investor support with coverage from 6 equity research analysts**

**ANALYST COVERAGE**

Evercore ISI	Liisa Bayko, MSC, MBA
H.C. Wainwright	Andrew Fein
Jefferies	Suji Jeong, PhD
Ladenburg Thalmann & Co.	Michael Higgins
Oppenheimer	Francois Brisebois
Piper Sandler	Yasmeen Rahimi, PhD

# Financial Highlights



# Investment Thesis



**The molgramostim in aPAP clinical program has a high probability of success**




**As an inhaled biologic, molgramostim has the potential for a long-term, durable revenue stream**



**Significant global commercial opportunity**





**Thank You**

